

# HOLIDAY



## Homework

NAME OF THE STUDENT: \_\_\_\_\_ CLASS : NURSERY \_\_\_\_\_

**Kindly read the following instructions carefully:**

- \*Make sure that the Holidays homework should be done by the child neatly as the marks will be included in the final evaluation.
- \*Send homework in a properly labelled clear bag (folder).
- \*School will reopen on 8 July, 2019 (Monday).
- \*Date of submission of Holidays Homework :- 8 July, 2019.
- \* Duration of Summer break : :- 01.06.2019 -07.07.2019.



**SUBJECT: MATHS**

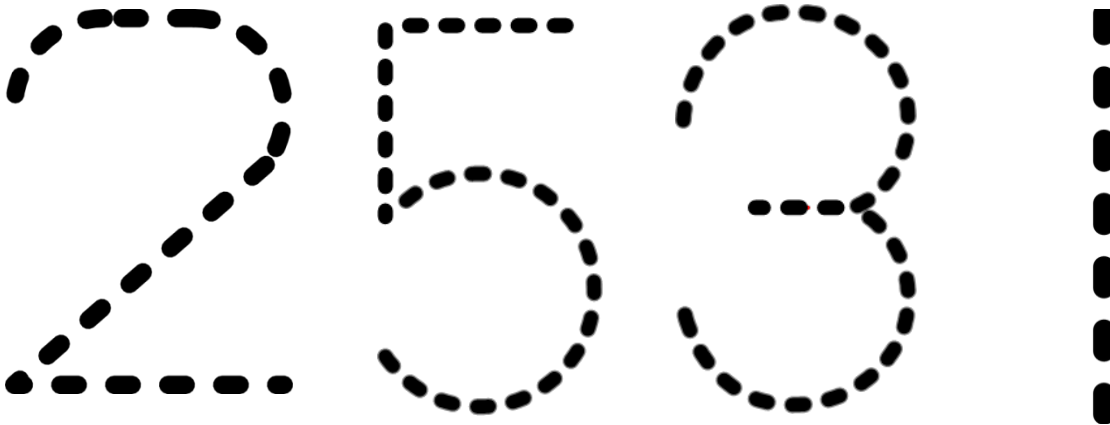
Name: \_\_\_\_\_

section: \_\_\_\_\_

**M.M-20**


Q.No.1 Trace the following numbers:

(8)



Q.No.2 Count and match the following number:

(4)



4

5

2

3

Q.No.3 Join the dots to form a triangle and colour it red.

(2+2)



Q.No.4 Circle the given number.

(4)

<b>3</b>	<b>5</b>	<b>2</b>	<b>3</b>
<b>5</b>	<b>2</b>	<b>5</b>	<b>1</b>
<b>1</b>	<b>4</b>	<b>1</b>	<b>2</b>
<b>2</b>	<b>3</b>	<b>4</b>	<b>2</b>



**SUBJECT: GENERAL AWARENESS**

Name: \_\_\_\_\_ Section: \_\_\_\_\_

**M.M-20**



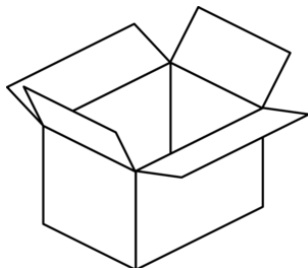



Q.No.1 Circle all the fruits.

(5)



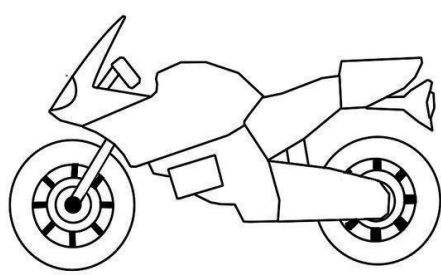


Q.No.2 Colour the vegetables.

(5)









Q.No.3 Colour your favourite means of transport:

(5)



Q.No.4 Circle milk giving animals.

(5)



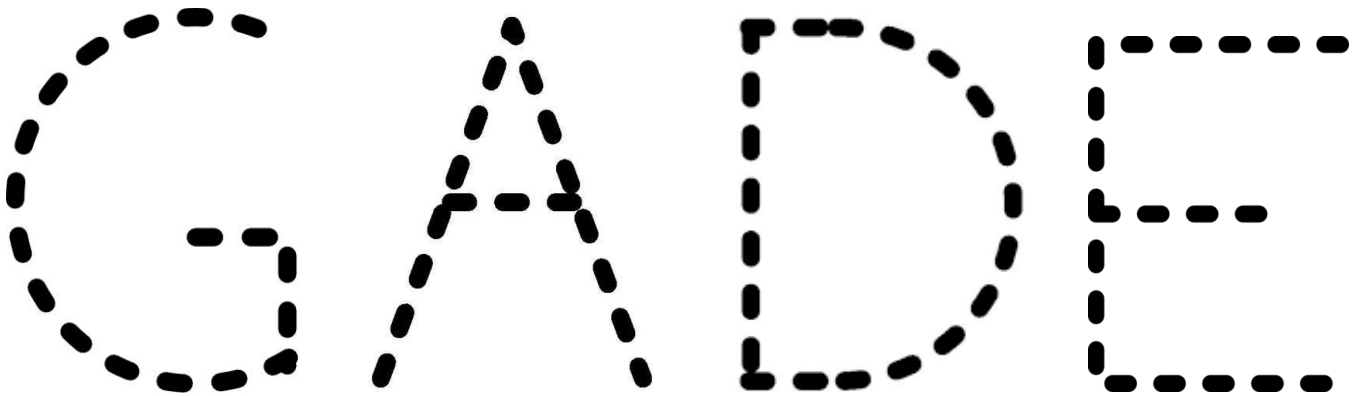
**SUBJECT: ENGLISH**

**M.M-20**

**NAME: \_\_\_\_\_ SECTION: \_\_\_\_\_**

Q.No. 1: Trace the following letters.

(8)



Q.No.2: Match the capital letters with small letters:

(5)

D	h
F	a
H	d
C	f
A	c

Q.No3 Put the circle on given letter

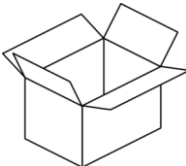
(2)

<b>B</b>	<b>A   B   C   H</b>
<b>F</b>	<b>C   D   F   B</b>


Q.No.4: Match the letter with picture:

(5)

D



B



E



G



A

